



midas
MILEAGE

ENVELOPES, CURING BAGS & FLAPS 2025



ARC / SNAP SEAL / FLEX SEAL SYSTEM



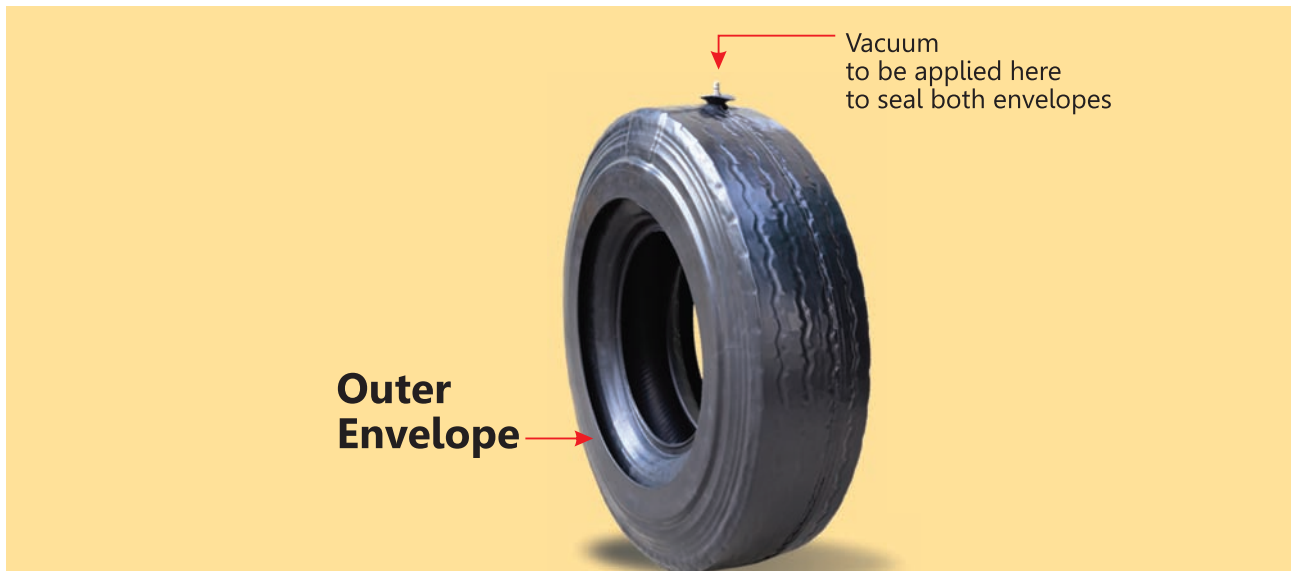
Outer Envelope

Outer Envelope skirt length extends **2.0 inches** below the tyre bead on each side.

Sl. No.	Product Code	Tyre Size (Suggested)
1	46 x 15	325/95 R 24, 12.00 R 24
2	44 x 16	12 R 24.5, 11 R 24.5, 315/80 R 22.5, 10.00 R 22
3	44 x 14	11.00 R 24, 13 R 22.5, 11.00 R 22, 14/80 R 20, 11.00 R 20
4	44 x 13	12.00 R 22, 12.00 R 20
5	43 x 14	385/65 R 22.5, 365/80 R 20
6	42 x 14	315/75 R 22.5, 295/80 R 22.5, 295/75 R 22.5, 12 R 22.5, 10.00 R 20
7	42 x 15	315/70 R 22.5, 305/75 R 22.5, 305/70 R 22.5, 275/80 R 22.5, 11 R 22.5
8	40 x 13	275/70 R 22.5, 265/70 R 22.5, 10 R 22.5, 9.00 R 20, 305/70 R 19.5
9	35 x 12 RC	7.50 R 20, 285/70 R 19.5, 265/70 R 19.5, 9.00 R 16, 8.25 R 16, 8.25 R 15
10	35 x 12 ST	7.00 R 20, 6.50 R 20, 245/70 R 19.5
11	32 x 11	245/65 R 19.5, 235/70 R 19.5, 245/70 R 17.5, 235/75 R 17.5 9.5 R 17.5, 10 R 16.5, 265/75 R 16, 245/75 R 16, 235/85 R 16 215/85 R 16, 7.50 R 16, 7.50 R 15, 10.00 R 15 LT
12	32 x 13	225/70 R 19.5, 225/75 R 17.5, 215/75 R 17.5, 205/75 R 17.5, 7.00 R 16, 7.00 R 15
13	23 x 07	6.50-10
14	22 x 09	6.00-9
15	19 x 07	4.50-10, 5.00-8
16	17 x 06	4.00-8

Note: All suggested envelope selections are to be used as a guide only.

DOUBLE ENVELOPE SYSTEM



Outer Envelope

Sl. No.	Product Code	Tyre Size (Suggested)
1	52 x 28*	14.00 R 24
2	46 x 22*	445/65 R 22.5, 425/65 R 22.5, 14.00 R 20
3	44 x 22*	325/95 R 24, 12.00 R 24, 11.00 R 24, 12.00 R 22
4	44 x 25*	12 R 24.5, 13 R 22.5, 14/80 R 20, 12.00 R 20
5	44 x 19*	445/65 R 19.5
6	43 x 25*	385/65 R 22.5, 365/80 R 20
7	42 x 22*	11 R 24.5, 315/80 R 22.5, 315/75 R 22.5, 315/70 R 22.5, 12 R 22.5, 11.00 R 22, 11.00 R 20
8	42 x 25*	295/80 R 22.5, 11 R 22.5, 10.00 R 22
9	40 x 18*	305/75 R 22.5, 305/70 R 22.5, 295/75 R 22.5, 10.00 R 20
10	40 x 21*	275/80 R 22.5, 275/70 R 22.5, 10 R 22.5
11	40 x 25*	9.00 R 20
12	38 x 22	10.00 R 15, TR/LB
13	38 x 25	265/70 R 22.5, 8.25 R 20
14	38 x 20	445/45 R 19.5, 305/70 R 19.5
15	35 x 20*	7.50 R 20, 7.00 R 20, 6.50 R 20, 265/70 R 19.5
16	35 x 16*	285/70 R 19.5, 9.00 R 16
17	32 x 16*	245/70 R 19.5, 9.5 R 17.5, 10 R 16.5, 265/75 R 16, 8.25 R 16
18	32 x 19*	245/65 R 19.5, 235/70 R 19.5, 225/70 R 19.5, 245/75 R 16 235/85 R 16, 215/85 R 16, 10.00 R 15 LT, 8.25 R 15
19	31 x 18	245/70 R 17.5, 235/75 R 17.5, 225/75 R 17.5, 215/75 R 17.5 205/75 R 17.5, 7.50 R 16, 7.00 R 16, 7.50 R 15
20	28 x 16	225/75 R 16, 215/75 R 16, 6.50 R 16, 6.00 R 16, 7.00 R 15

Note: All suggested envelope selections are to be used as a guide only. Variations in tyre sizes, tyre dimensions, precured tread designs and precured tread thickness may require a smaller or larger envelope size. In some instances it may be necessary to measure the built tyre to determine the correct envelope size.

GREEN envelope can be ordered for higher life. All our envelopes marked with * are also available in **GREEN**.

DOUBLE ENVELOPE SYSTEM




Inner Envelope

Sl. No.	Product Code	Tyre Size (Suggested)
1	1300 x 610	12.00 R 24, 325/95 R 24, 13.00 R 24, 14.00 R 24, 11 R 24.5, 12 R 24.5
2	1100 x 480	385/65 R 22.5, 385/55 R 22.5, 315/80 R 22.5, 315/75 R 22.5 13 R 22.5, 12 R 22.5, 11.00 R 22, 12.00 R 20, 11.00 R 20, 425/55 R 19.5
3	1060 x 480 M	315/70 R 22.5, 305/70 R 22.5, 295/80 R 22.5, 295/75 R 22.5 11 R 22.5, 10.00 R 22, 295/90 R 20, 10.00 R 20
4	1060 x 480 U	275/80 R 22.5, 275/70 R 22.5, 10 R 22.5, 275/80 R 20, 9.00 R 20
5	780 x 400	9 R 17.5, 8.5 R 17.5, 8 R 17.5, 235/75 R 17.5, 225/75 R 17.5, 215/75 R 17.5 205/75 R 17.5, 265/70 R 17.5, 245/70 R 17.5, 205/65 R 17.5, 8.25 R 16 7.50 R 16, 7.00 R 16, 235/85 R 16, 215/85 R 16, 225/75 R 16, 215/75 R 16 245/70 R 16, 255/75 R 15, 7.50 R 15

WICKING PAD

Double Envelope System

1250 x 175
All truck tyres



ARC / Snap Seal / Flex Seal System & Rim and Tube System

520 x 175
All truck tyres



RIM AND TUBE (Seals with removable flanges)



Sl. No.	Product Code	Tyre Size (Suggested)
1	52 x 21	14.00 R 24
2	46 x 22*	325/95 R 24, 12.00 R 24
3	46 x 15	445/65 R 22.5
4	46 x 19	14.00 R 20
5	44 x 22*	12 R 24.5, 11 R 24.5, 315/80 R 22.5, 11.00 R 22
6	44 x 19*	11.00 R 24, 13 R 22.5, 12.00 R 22, 14/80 R 20, 12.00 R 20
7	44 x 16	425/65 R 22.5, 445/65 R 19.5
8	43 x 20*	385/65 R 22.5, 365/80 R 20
9	42 x 19*	315/75 R 22.5, 12 R 22.5, 10.00 R 22, 10.00 R 20
10	42 x 22*	315/70 R 22.5, 305/75 R 22.5, 305/70 R 22.5, 295/80 R 22.5, 11 R 22.5
11	42 x 17*	11.00 R 20
12	40 x 18*	295/75 R 22.5, 275/80 R 22.5, 10 R 22.5, 9.00 R 20
13	40 x 13	445/45 R 19.5
14	38 x 20	275/70 R 22.5, 265/70 R 22.5, 8.25 R 20, 305/70 R 19.5, 10.00 R 15 TR/LB
15	35 x 16*	7.50 R 20, 7.00 R 20, 6.50 R 20, 285/70 R 19.5, 265/70 R 19.5 245/70 R 19.5, 8.25 R 16
16	35 x 13*	9.00 R 16
17	32 x 16*	245/65 R 19.5, 235/70 R 19.5, 225/70 R 19.5, 245/70 R 17.5, 235/75 R 17.5 225/75 R 17.5, 215/75 R 17.5, 245/75 R 16, 235/85 R 16, 7.50 R 16
18	32 x 15*	265/75 R 16, 8.25 R 15, 9.5 R 17.5, 10 R 16.5
19	32 x 19*	215/85 R 16, 10.00 R 15 LT
20	31 x 18	205/75 R 17.5
21	31 x 14*	7.00 R 16, 7.50 R 15, 7.00 R 15
22	28 x 16	225/75 R 16, 215/75 R 16, 6.50 R 16, 6.00 R 16, 195 R 15, 185 R 14, 195/75 R 14
23	23 x 10*	6.50-10
24	22 x 09*	155 R 12, 145 R 12, 6.00-9
25	19 x 09*	4.50-10
26	17 x 06*	5.00-8
27	17 x 08*	4.00-8

Note: All suggested envelope selections are to be used as a guide only.

GREEN envelope can be ordered for higher life. All our envelopes marked with * are also available in **GREEN**.

HALF SKIRT (No valve) Seals sidewall to sidewall



Sl. No.	Product Code	Tyre Size (Suggested)
1	52 x 28	14.00 R 24
2	46 x 28*	325/95 R 24, 12.00 R 24
3	46 x 22*	445/65 R 22.5, 425/65 R 22.5, 14.00 R 20
4	44 x 25*	12 R 24.5, 11 R 24.5, 11.00 R 24, 13 R 22.5, 11.00 R 22, 12.00 R 20
5	44 x 22*	12.00 R 22, 14/80 R 20
6	44 x 19*	445/65 R 19.5
7	43 x 25*	385/65 R 22.5, 365/80 R 20
8	42 x 22*	315/80 R 22.5, 315/75 R 22.5, 315/70 R 22.5, 12 R 22.5, 11.00 R 20
9	42 x 25*	305/75 R 22.5, 305/70 R 22.5, 295/80 R 22.5 11 R 22.5, 10.00 R 22, 10.00 R 20
10	40 x 18*	295/75 R 22.5
11	40 x 21*	275/70 R 22.5, 10 R 22.5
12	40 x 25*	275/80 R 22.5, 9.00 R 20
13	38 x 22	10.00 R 15 TR/LB
14	38 x 25	265/70 R 22.5, 8.25 R 20
15	38 x 20	445/45 R 19.5, 305/70 R 19.5
16	35 x 20*	7.50 R 20, 7.00 R 20, 6.50 R 20, 265/70 R 19.5
17	35 x 16*	285/70 R 19.5, 9.00 R 16
18	32 x 16*	245/70 R 19.5, 9.5 R 17.5, 10 R 16.5, 265/75 R 16
19	32 x 19*	245/65 R 19.5, 235/70 R 19.5, 225/70 R 19.5, 245/70 R 17.5, 245/75 R 16 235/85 R 16, 215/85 R 16, 8.25 R 16, 10.00 R 15 LT , 8.25 R 15
20	31 x 18	235/75 R 17.5, 225/75 R 17.5, 215/75 R 17.5, 205/75 R 17.5 7.50 R 16, 7.00 R 16, 7.50 R 15
21	29 x 19	6.50 R 16, 6.00 R 16, 195 R 15
22	28 x 16	225/75 R 16, 215/75 R 16, 7.00 R 15
23	26 x 16	185 R 14, 195/75 R 14
24	21 x 12	155 R 12, 145 R 12, 6.00-9
25	23 x 13*	6.50-10
26	19 x 11*	4.50-10
27	17 x 08*	5.00-8, 4.00-8

Note: All suggested envelope selections are to be used as a guide only.

GREEN envelope can be ordered for higher life. All our envelopes marked with * are also available in **GREEN**.

CURING BAGS AND FLAPS



Sl. No.	Sizes	Sl. No.	Sizes	Sl. No.	Sizes
1	16.9 x 28	9	315/80 R 22.5	17	7.50 x 16
2	14.9 x 28	10	295/80 R 22.5	18	7.00 x 15
3	13.6 x 28	11	12.00 x 20	19	6.00 x 16
4	12.4 x 28	12	11.00 x 20	20	6.00 x 14
5	14.00 x 24/25	13	10.00 x 20*	21	5.90 x 15
6	12.00 x 24*	14	9.00 x 20	22	5.65/4.50 x 12
7	12 R 22.5	15	8.25 x 20	23	4.50 x 10
8	11 R 22.5	16	8.25 x 16	24	4.00 x 8

* Available in **GREEN** also.

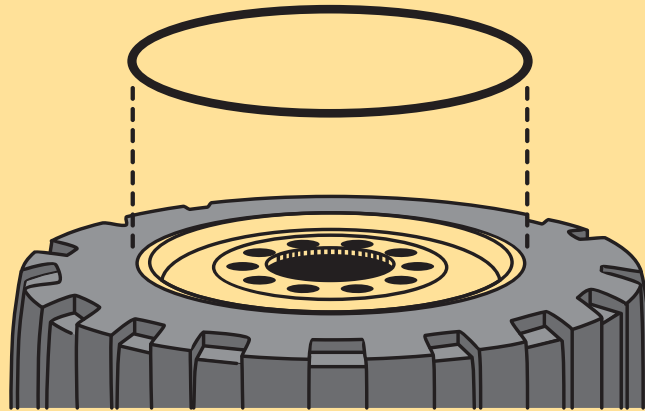


Sl. No.	Flap size (Inches)	Tyre Size (Suggested)
1	22.5 Extra Wide	385/65 R 22.5, 315/80 R 22.5, 12 R 22.5
2	22.5	295/80 R 22.5, 11 R 22.5
3	20 Extra Wide	12.00 R 20, 11.00 R 20, 10.00 R 20, 12.00 x 20, 11.00 x 20
4	20 SUPER	10.00 x 20, 9.00 x 20, 9.00 R 20, 8.25 x 20, 8.25 R 20
5	16 LCV	8.25 R 16, 7.50 R 16, 7.00 R 16, 7.50 R 15, 7.00 R 15

All flaps are available in **GREEN** also.

OTR TYRES 'O' SEALING RINGS

Sealing the tubeless tyre beads of OTR vehicle with split rims



DATA OF MIDAS TUBELESS 'O' RING SIZES

SL	Product Code	Thickness (mm)	Rim Size (Inches)	Tyre Size (Suggested)
1	OR 20 THIN	6.5	20	365/80-20, 385/80-20 14.00-20, 16.00-20, 18-20 20-20, 22-20
2	OR 24 THIN	6.5	24	13.00-24, 14.00-24, 16.00-24
3	OR 25 THIN	6.5	25	15.5-25, 17.5-25
4	OR 25 THICK	9.5	25	14.00-25, 16.00-25 18.00-25, 20.5-25 23.5-25, 26.5-25, 29.5-25
5	OR 29 THICK	9.5	29	26.5-29, 29.5-29, 33.25-29 775/65 R 29, 875/65 R 29
6	OR 33 THICK	9.5	33	18.00-33, 21.00-33 35/65-33, 33.25-33
7	OR 35 THICK	9.5	35	21.00-35, 24.00-35, 29.5-35 33.25-35, 37.25-35
8	OR 45 THICK	9.5	45	45/65-45
9	OR 49 THICK	9.5	49	27.00-49
10	OR 51 XT	13.0	51	30.00-51, 33.00-51 36.00-51, 50/65-51
11	OR 57 XT	13.0	57	37.00-57, 40.00-57, 42/90 R 57 46/90 R 57, 50/80 R 57, 55/80 R 57 50/90 R 57, 60/80 R 57, 65/65-57

MIDAS TREADS INDIA PVT. LTD.

Midas Marketing Building
Varissery Junction, Mariathuruthu P.O.
Kottayam - 686 017, Kerala, India.

Phone: 91-481-2561215

E-mail: ramnath.r@midastreads.com (Export Division)
sales@midastreads.com (Domestic Division)

Website: www.midas.co.in

